Kent County Association of Change Ringers

President: His Grace the Archbishop of Canterbury



Report on the Bells of :-

All Saints, Iwade

in the

Diocese of Canterbury



August, 1978.

1.0. THE TOWER

The tower is square and situated at the west end of the church. It is constructed of flint with Kentish rag stone cornering and is surmounted by a shingled wooden cap. The tower is buttressed on the north and south-east corners and consists of four stages:

1.1 The ground floor - used as the Church Vestry.

1.2 Intermediate floor

1.3 The bell-frame - this has no floor below it and will be described later in the report.

1.4 The roof - a wooden shingled cap, which is in need of attention.

Access to the tower is by means of an ancient wooden stairway to the intermediate chamber and a ladder to the bell-frame.

2.0. THE BELL-FRAME

The bell-frame is of oak and consists of three timbers running east-west, resting on the top of the tower walls. Two additional timbers are used to brace the frame to the north and south walls. It is difficult to date a frame of this design, but it is undoubtedly pre-eighteenth century.
Small timber bearers have been nailed to the frame to support the pulleys over which the bell-ropes run.
The timbers show some signs of attack by furniture beetle and there is some superficial wet-rot in the centre of the middle beam.

3.0 THE BELLS

The two bells are of great historic interest, by their shape and moulding characteristics it can be ascertained that they were cast in the twelfth century. The bells sound the notes B-flat and A, they are quite fair for tone considering their primitive shape. Both bells retain their canons (see nomenclature sheet) and also their cast-in crown staples, from which the clappers are hung. These staples, made of wrought iron, are the frequent cause of bells cracking in the crown and should be removed as soon as possible to avoid damage to these valuable bells.

4.0 THE FITTINGS

The bell fittings are of a very antiquated design and in poor condition, they consist as follows:

4.1 Headstocks - these are of elm and show signs of decay.

4.2 Gudgeons - these are of the 'drive-in' variety, with stock-hoops and are badly worn.

4.3 Bearings - these are of the plain brass type, let into the bell-frame, they too are worn.

4.4 Wheels - these are of traditional design with rather poor shrouding, which is very wormy.

4.5 Clappers - these are of poor design and striking the bells 3" above the correct zone. The 'clapper roll' for both bells is full diameter, which means that they are free to swing in any direction and not, therefore, striking the bells in the correct manner.

Further details of the bells and their fittings may be found on the [illegible] data sheets.

GENERAL

7.1 The foundries capable of undertaking the skilled and important work of bell restoration are:

The Whitechapel Bell Foundry Ltd.,
32 & 34, Whitechapel Road,
London E1 1DY.

John Taylor & Co (Bellfounders) Ltd.,
The Bell Foundry,
Loughborough,
Leics., LE11 1AR

Both will be pleased to report and give estimates, usually free of charge, for doing the work.

7.2 The Kent County Association of Change Ringers have, in the past, helped in bell restoration, thus saving some of the labour charges. There may be some members who would be willing to help at Iwade.

7.3 Work of this nature requires a faculty from the Diocese. The application form, duly completed and submitting the specification and estimate for the work should be sent to:

Diocesan House,
Lady Wootton's Green,
Canterbury, CT1 1NQ.

For the attention of the Hon. Secretary of the Advisory Committee for the Care of Churches.

7.4. None of the above work should proceed without the Parish Architect being informed.

I trust the foregoing will be of assistance to you. If you require any further information, please do not hesitate to contact me.

Acknowledgement of receipt of this report would be appreciated.

Richard C. Offen

Richard C. Offen,
Hon. Consultant on Bells
to the Canterbury Diocesan
Advisory Committee.

15th. August, 1978.

INSPECTION OF BELLS

DATE 11th August, 1978
COUNTY KENT
DIOCESE CANTERBURY

CHURCH **IWADE**

DEDICATION **ALL SAINTS**

TOWER

Plan Square western — Material Flint with Rag cornering

No. of Buttresses Two - N-E & S-E Corners — Level at top of buttresses Intermediate chamber

Permanent access to bells & roof Ancient stairway to first floor, ladder to bells

Roof material & state Shingled spire - in need of attention

Battlements safe None

Lightning conductor Yes — Any cracks None

Louvres fitted Yes, wooden — Openings wire netted Yes, in need of attention

Signs of dampness Small amount in centre of bell-frame — Any intermediate chambers One - no floor below bells.

Dimensions inside at frame level 10'-1" E-W x 10'-0" N-S

Opening to Nave ceiling No — Is it fireproofed –

Clock No — Maker – — Date –

Any lumber None — Any twigs etc. Some on intermediate floor

Bells rung from Ground floor — Any boiler fuel in tower No

Strong direction of tower E-W — Internal chimney No

Flag Pole No — Weather vane At top of spire

Tie bars No

Ground floor used as church vestry.

BELLS

No. of bells Two — Ring of Two — Way rung Swing Chimed

Ellacombe hammers None — Clock hammers None

State of ropes Fair For present

Peal boards None

FRAME

Material Oak

Type Three parallel beams, set on top of tower walls.

Age pre-18th century

Signs of decay Some rot in centre beam, some worm

Traces of beetle Some — Type Furniture

Type of bearings Plain brass, let into frame.

Level of bearings 6'-0" above/~~below~~ windowsill

How supported By tower walls

Clamped with metal No

STAIR

Wheels Mediocre, some worm in shrouds

Stays None

Sliders None

Ground pulleys Wooden, badly worn. Rollers under ceiling

Floor/Vestry ceiling. Fair

Frame beams Fair

Plan

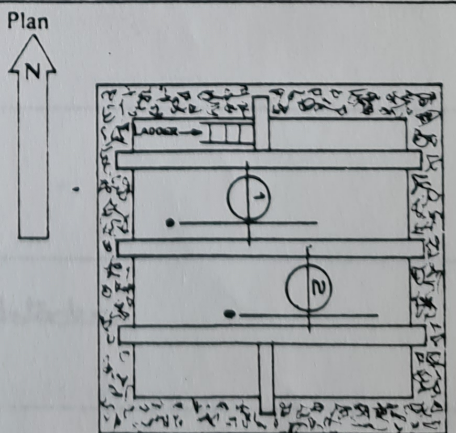

REPORT No. 3/78 — MAP REF. Q901679

INSPECTED R.C. Offen, D.V.A. Felts — DATE 11-VIII-78 — SHEET No 1 of 2

		1	2		
AMETER (inches)		19 3/8	19 7/8		
SOUNDBOW THICKNESS (inches)	UNWORN	1 3/8	1 3/8		
	WORN	1 5/8	1 5/8		
	AT ELLACOMBE	–	–		
WEIGHT ℄ approx.		1 1/4	1 1/2		
ORIGINAL CROWN STAPLE		Cast-in	Cast-in		
TURNED		Never	Never		
TUNING MARKS		None	None		
NOTE		Approx. B♭	Approx. A		
HARMONICS		–	–		
TONE		Fair	Mediocre		
CRACKED		No	No		
VISIBLE CRACKS		None	None		
No. OF CANONS		Six Plain	Six Plain		
ARGENT RETAINED		Yes ♥	Yes ♥		
LIP TO SHOULDER (inches)		17 1/2"	17 1/2		
SHOULDER CIRC. (inches)		34 1/4	34 3/8		
CASTING QUALITY		Fair	Fair		
FOUNDER		Unknown	Unknown		
TE		12th century	12th century		
MOULDING WIRES		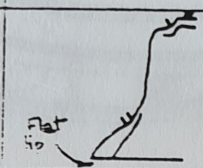			
FITTINGS	HEADSTOCK	*Elm-poor some worm	Elm-asl. hole for lever. *		
	STRAPS	Iron screwed. Top & bottom ... argent, keyed	As l.		
	BELL LOOSE ON STOCK	No	No		
	GUDGEONS	Drive-in with hoops	Drive-in with hoops		
	WHEEL	Traditional	Traditional		
	STAY	None	None		
	SLIDER	None	None		
	CLAPPER - correct length	1/2" too short	1/2" too short		
	CLAPPER - roll	Full diameter	Full diameter		
	PULLEY	Wooden single	Wooden single		

INSCRIPTION

– None

bell letter sizes:

N None

bell letter sizes:

* remains of nailed sheer bands on headstocks.

bell letter sizes:

letter sizes:

Parish of All Saints, IWADE | Diocese of Canterbury

Signature R.C.O., D.V.A.P. | Date 11th August, 1978 | Sheet 2 of 2 Sheets

BELL NOMENCLATURE

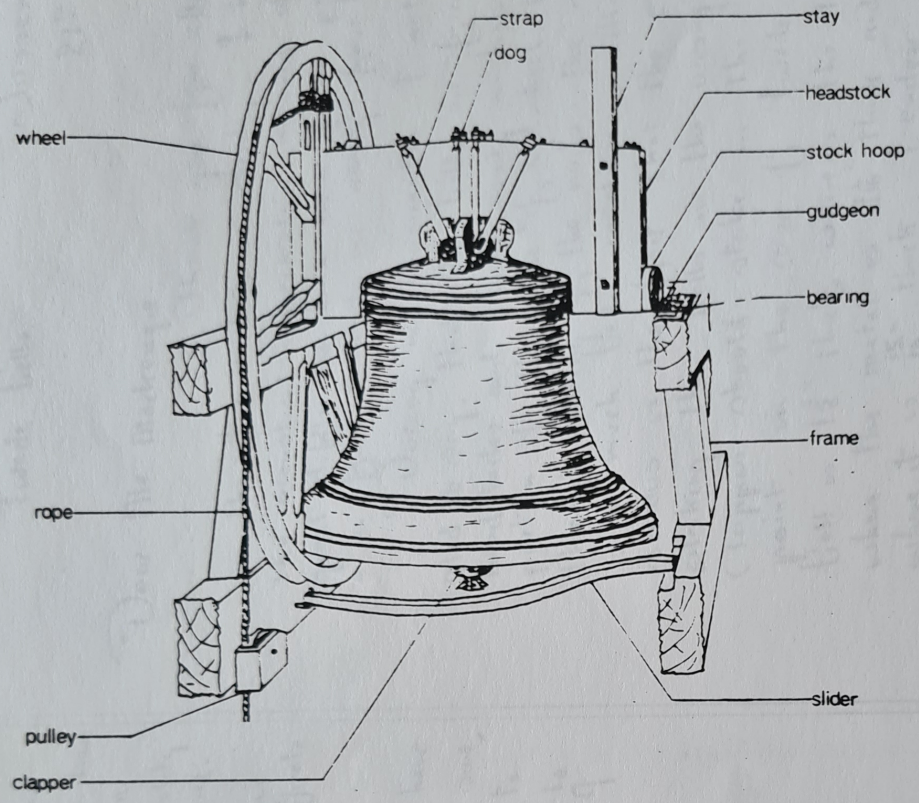

A BELL HUNG FOR FULL CIRCLE RINGING



66 Priory Street
Lewes
Sussex BN7 1HJ

27th May 1982

Iwade Bells.

Dear Mr. Mackenzie,

Thank you for allowing me to see the Iwade bells on Friday. I have obtained the acoustical information required of me but with great difficulty with noise from passing traffic - in fact it took me nearly four hours.

During my examination I noted, I am glad to say, that the bells are firm in their headstocks and swing easily - however one portion of the side of a wheel has fallen through rusting of the nails, the other wheel is in much better condition. Much more serious is the fact that the clappers are striking the bells in the wrong places. Clappers should strike on the thickest point, in the case of Iwade where the bell is $1\frac{7}{8}$" thick, whereas the tools strike where the metal is $1\frac{1}{16}$" thick and the tone where it is $\frac{15}{16}$" thick. I enclose full size drawing to illustrate this.

You probably know that your bells are the earliest pair in England and every thing should be done to preserve them. If you have a quinquennial coming up it would be a good idea to include this work on any faculty or archdeacons certificate that you may require. I do not know if your D.A.C would allow this remedial work to be done without a certificate - their secretary would advise you.

The Kent Association of Change Ringers have a bell restoration committee who would, I am sure, help you over this matter. I will try to find out their secretarys name and try to interest him if this is your wish. I have spoken to your churchwarden.

Yours sincerely,

George F. Elphick

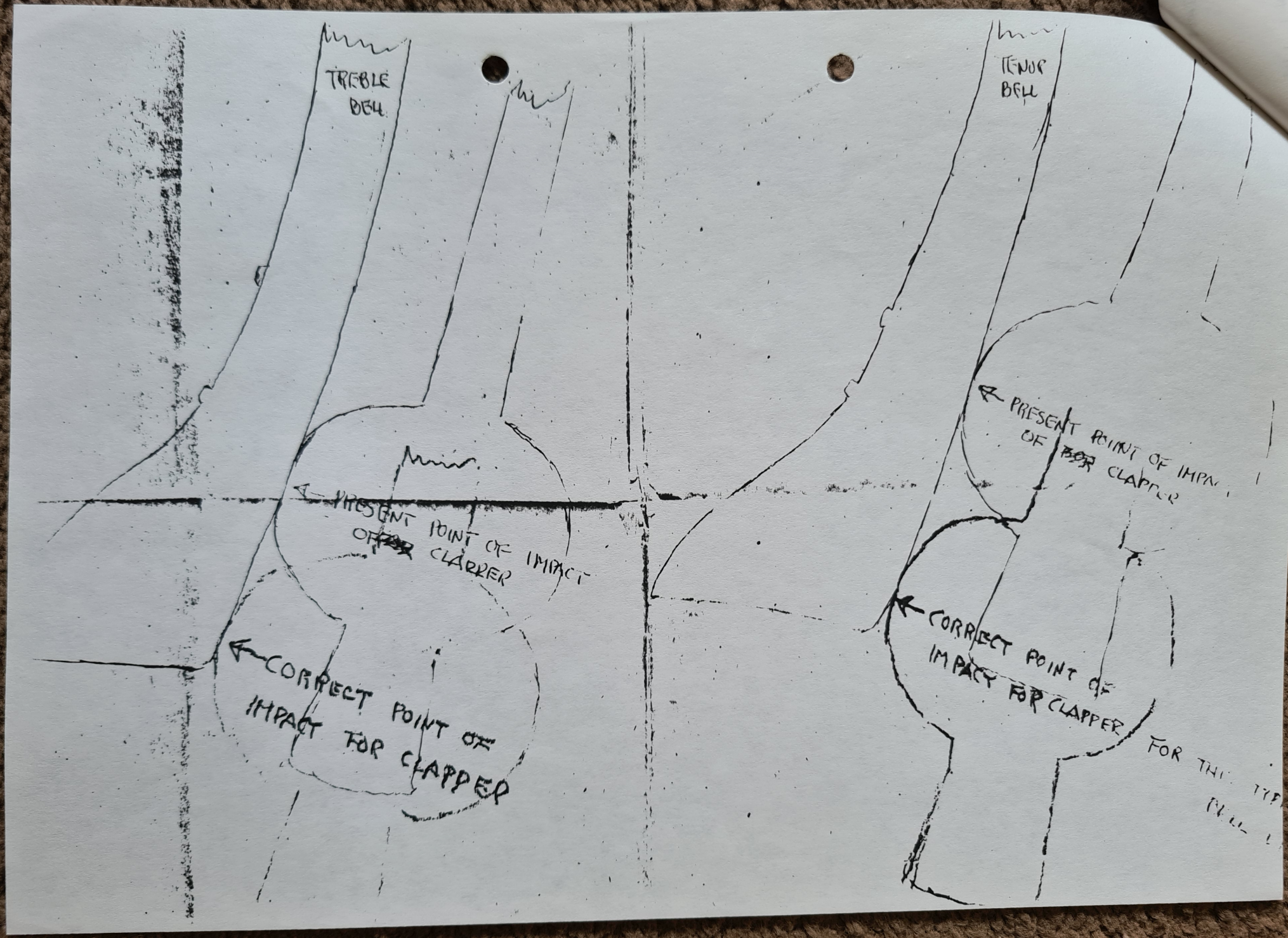
TREBLE BELL
PRESENT POINT OF IMPACT OF CLAPPER
CORRECT POINT OF IMPACT FOR CLAPPER
TENOR BELL
PRESENT POINT OF IMPACT OF CLAPPER
CORRECT POINT OF IMPACT FOR CLAPPER